

PUBLIC AUCTION

**CORPORATE
ASSETS INC**

PRECISION-TECH LIMITED



NIIGATA SPN63A CNC 4 axis twin pallet HMC



MORI SEIKI SL-35B/750 CNC turning center



KITAKO HS4200i CNC 4 spindle lathe



DOOSAN V740 CNC vertical lathe

2 PLANT SALE - MULTI-MILLION DOLLAR 1500 LOT EVENT!

LATE MODEL MULTI-AXIS PRECISION TURNING & MACHINING FACILITY

DATE

TIME

LOCATION

Wednesday, December 5, 2012

10:30 A.M. EST

305 Industrial Road
Cambridge, Ontario N3H 4R7

"Let Our Experience Be Your #1 Asset"™

BID, BUY & GO!
LIVE WEBCAST

LATE MODEL 4 SPINDLE CNC HIGH PRECISION LATHES



2007

HIGH SPEED GANTRY ROBOT & (16) STATION AUTO STOCKER


KITAKO HS4200i CNC 4 spindle lathe



2006

FEED RATE OF 6,700 IPM

KITAKO HS4200i CNC 4 spindle lathe



View of indexing chucks

4 SPINDLE CNC LATHES

KITAKO (2007) HS4200i CNC 4 spindle lathe with FANUC 18i-TB CNC control, with gantry robot and pallet stocker, 7.87" maximum turning diameter, 3.94" maximum turning length, (4) 8" chucks, travels: X-6.3", Z-9.84", speeds to 4,500 rpm, rapid traverse 945 IPM, high speed gantry loading feed rates of 6,700 IPM, (2) 8 station turrets, (16) station auto stocker panel, chip conveyor s/n 41031

KITAKO (2006) HS4200i CNC 4 spindle lathe with FANUC 18i-TB CNC control, with gantry robot and pallet stocker, 7.87" maximum turning diameter, 3.94" maximum turning length, (4) 8" chucks, travels: X-6.3", Z-9.84", speeds to 4,500 rpm, rapid traverse 945 IPM, high speed gantry loading feed rates of 6,700 IPM, (2) 8 station turrets, (10) station auto stocker panel, chip conveyor s/n 41001

EACH MACHINE REPLACES FOR 550K

This brochure is only a partial listing. PLEASE VISIT OUR WEBSITE

2006



NIIGATA SPN63A CNC 4 axis twin pallet horizontal machining center



View of NIIGATA 60 station ATC



View of NIIGATA spindle and pallet

2004



NIIGATA SPN63A CNC 4 axis twin pallet horizontal machining center

CNC HORIZONTAL MACHINING CENTERS

NIIGATA (2006) SPN63A CNC 4-axis twin pallet horizontal machining center with FANUC 16iMB CNC control, travels: X-39.37", Y-34.65", Z-32.68", (2) 24.8" x 24.75" pallets, speeds to 8,000 RPM, thru spindle coolant, 2,646 lbs. max. load capacity, (60) ATC, CAT 50 taper, chip conveyor s/n 46600340

NIIGATA (2004) SPN63A CNC 4-axis twin pallet horizontal machining center with FANUC 16iMB CNC control, travels: X-39.37", Y-34.65", Z-32.68", (2) 24.8" x 24.75" pallets, speeds to 12,000 RPM, thru spindle coolant, 2,646 lbs. max. load capacity, (60) ATC, CAT 50 taper, chip conveyor s/n 46600301

BID, BUY & GO!™
LIVE WEBCAST

LARGE OFFERING OF CNC TWIN AND SINGLE SPINDLE LATHES



2004

DOOSAN V740 CNC vertical lathe



HWACHEON ECO-5V 2SP twin spindle CNC vertical lathe



HWACHEON ECO-5V 2SP twin spindle CNC vertical lathe



HWACHEON ECO-2SP3 CNC twin spindle lathe



HWACHEON ECO-2SP3 CNC twin spindle lathe

3 AVAILABLE

HUGE QUANTITY OF
VERTICAL &
HORIZONTAL CNC
TURNING CENTERS

CNC VERTICAL LATHES

DOOSAN (2004) V740 CNC vertical lathe with FANUC 21i-TB CNC control, 31.5" swing, 29.13" max. turning diameter, 29.92" max. turning length, travels: X-14.96", Z-29.92", (12) station turret, rapid traverse 787 IPM, chip conveyor, s/n LVH 1008

DOOSAN DOOTURN 2SP-3V twin spindle CNC vertical lathe with FANUC O-TT CNC control, (2) 13" chucks, 16" max. turning dia, 18" max turning height, s/n LTC 0055

(2) **HWACHEON** ECO-5V 2SP twin spindle CNC vertical lathe with FANUC O-T CNC control, 31.1" swing, 21.65" max. turning diameter, 15.8" max. turning length, speeds to 1,500 rpm, travels: X-11.8", Z-21.26", 18" & 15" chucks s/n MO-883-42A-27, M0883-42B-27

OKUMA HOWA ACT 2SP V3 twin spindle CNC vertical lathe with FANUC 18T CNC control, (2) 12" chucks, 16" max. turning dia, 16" max turning height, s/n 30455

OM (1994) CNC vertical lathe with FANUC O-TC CNC control, 23.25" chuck, 17.72" max turning length, (6) position turret, 440 lbs. max load, s/n MS-901013



OKUMA HOWA ACT 2SP V3 twin spindle CNC vertical lathe



DOOSAN DOOTURN 2SP-3V twin spindle CNC vertical lathe

TWIN SPINDLE CNC LATHES

(3) **HWACHEON** ECO-2SP3 CNC twin spindle turning lathes with FANUC OT CNC control, 12.2" max. turning diameter, 8.27" max. turning length, travels: X-8.27", Z-9.06", (2) front-facing spindles, (2) 8 position turrets, (2) 10" chucks, speeds to 2,000 rpm, s/n MO-76342F-01, n/a

BID, BUY & GO!TM
LIVE WEBCAST

CONTACT 416.962.9600 TO CONSIGN EQUIPMENT AT AN UPCOMING AUCTION

EXCEPTIONAL OFFERING OF HIGH PRECISION CNC TURNING CENTERS



LIVE TOOLING

NAKAMURA-TOME TW-20 CNC twin spindle turning center



2 AVAILABLE

NAKAMURA-TOME TW-20 CNC twin spindle turning center



23.62" SWING

MORI SEIKI SL-35B/750 CNC turning center



NAKAMURA-TOME TMC-20 CNC turning center



ONLY 5,000 HRS

GILDEMEISTER CTX-400 S2 CNC turning center

2001

CNC TURNING CENTERS

NAKAMURA-TOME TW-20 CNC twin spindle turning center with FANUC 16-TT CNC control, 10.63" swing, 35" between centers, travels: X-6.89", Z-9.45", speeds to 5,000 rpm, (2) 12 station turrets, (6) station live tooling, twin 8" chucks, chip conveyor s/n W25209

NAKAMURA-TOME TW-20 CNC twin spindle turning center with FANUC O-TC CNC control, 10.63" swing, 35" between centers, travels: X-6.89", Z-9.45", speeds to 5,000 rpm, (2) 12 station turrets, (6) station live tooling, twin 6" chucks, chip conveyor s/n 24910

NAKAMURA-TOME TMC-20 CNC turning center with FANUC CNC control, 15.7" swing, 23.6" between centers, (8) station turret, tail stock, chip conveyor s/n 19812

GILDEMEISTER (2001) CTX-400 S2 CNC turning center with HEIDENHAIN 4290 CNC control, 11.82" max. turning dia., 19.7" max turning length, 2.56" bar cap., speeds to 5000 RPM, 12 position turret, 10" chuck, tailstock, coolant, chip conveyor s/n 01160010211

MORI SEIKI SL-35B/750 CNC turning center with FANUC MF-T6 CNC control, 23.62" swing, 35.04" between centers, travels: X-12.72", Z-33.6", speeds to 3,500 rpm, 3.15" spindle bore, (10) station turret, 12" chuck, tailstock, chip conveyor s/n 1230

TO SCHEDULE AN AUCTION CONTACT 416.962.9600

HUGE ASSORTMENT OF CNC TURNING EQUIPMENT AVAILABLE



MORI SEIKI SL-25B/750 CNC turning center



MORI SEIKI SL-5H CNC turning center



HARDINGE CHNC-I CNC lathe

FANUC CNC



GOODWAY GCL-2L CNC turning center

1998



TONG TAI TNL-65L CNC turning center



SHIMADA 2SI-6 CNC lathe

TWIN SPINDLE



MAZAK MULTIPLEX 620 6-axis, double opposed spindle CNC turning center

6 AXIS

(2) 8.5" CHUCKS

CNC LATHES & TURNING CENTERS

MORI SEIKI SL-25B/500 CNC turning center with FANUC MF-T4 CNC control, 20.47" swing, 24.61" between centers, travels: X-62.99", Z-23.23", speeds to 3,500 rpm, 3.15" spindle bore, (10) station turret, 10" chuck, tailstock, chip conveyor s/n 4938

MORI SEIKI (1984) SL-5H CNC turning center with FANUC 6T CNC control, 8" chuck, 24.4" swing over bed, 14.2" max turning diameter, 26" between centers, coolant, chip conveyor s/n n/a

GOODWAY (1998) GCL-2L CNC turning center with FANUC OT CNC control, 16.75" swing, 8.6" max. turning dia., 2" bore, speeds to 4500 RPM, 12 station turret, 8" chuck, coolant, chip conveyor s/n 791312

TONG TAI (1996) TNL-65L CNC turning center with FANUC OT CNC control, 11.82" max turning dia., travels; X-9.85", Z-9.85", speeds to 4500 RPM, coolant, chip conveyor s/n 6916

MAZAK (1994) MULTIPLEX 620 6-axis, double opposed spindle CNC turning center with MAZATROL EIA TA CNC control, 15.35" swing, 10.24" max turning dia, 46.45" max dist between spindles, 20.87" max turning length, 2" max bar cap, (2) 12 station turrets, (2) 8.5" chucks, coolant s/n 110679

SHIMADA (1997) 2SI-6 (2) indexing spindle CNC lathe with FANUC 21-T CNC control, (2) 6" chucks, 8 station turret, 4.72" max. turning dia., 4.72" max. turning length, speeds to 4000 RPM, YMG automatic loader, coolant, chip conveyor s/n 65

HARDINGE CHNC-I CNC lathe with FANUC - OT CNC control, 14" swing over bed, 8" max turning dia, 14" max turning length, 8 station turret, 1.75" spindle bore, speeds to 5000 RPM, collet chuck, , coolant, s/n CN-4561-T-C

APPRAISAL SERVICES

What's the real value of your equipment? If you require a detailed appraisal for banking, insurance, or internal purposes, consult with the certified experts at Corporate Assets Valuations. We provide appraisal services anywhere in the world for all types of industrial manufacturing and processing equipment.

Call us in complete confidence today with your requirements.

(416) 962-9600

appraisals@corpassets.com

This brochure is only a partial listing. PLEASE VISIT OUR WEBSITE

LARGE CAPACITY CNC HORIZONTAL & VERTICAL MACHINING CENTERS



MATSUURA MC-900H-63-PC2S CNC twin pallet horizontal machining center



MITSUBISHI M-H50C CNC twin pallet horizontal machining center



MITSUBISHI M-H50D CNC twin pallet horizontal machining center



MATSUURA RA-IIF CNC twin pallet vertical machining center



View of MITSUBISHI spindle & pallet

CNC HORIZONTAL MACHINING CENTERS

MATSUURA (1997) MC-900H-63-PC2S CNC twin pallet horizontal machining center with FANUC 15-M CNC control, travels: X-36.22", Y-28.34", Z-29.92", (2) 24.8" x 24.8" pallets, 2,640 lbs. max. load capacity, (50) ATC, CAT 50 taper, chip conveyor, s/n 970312484

MITSUBISHI M-H50C CNC twin pallet horizontal machining center with MITSUBISHI CNC control, travels: X-28.3", Y-24.8", Z-24.8", (2) 19.7" x 19.7" pallets, 1,760 lbs. max. load capacity, (60) ATC, CAT 50 taper, chip conveyor, s/n H50C011

MITSUBISHI M-H50D CNC twin pallet horizontal machining center with MITSUBISHI CNC control, travels: X-28.3", Y-24.8", Z-24.8", (2) 19.7" x 19.7" pallets, 1,760 lbs. max. load capacity, (40) ATC, CAT 50 taper, chip conveyor, s/n CH2425

CNC VERTICAL MACHINING CENTER

MATSUURA (1998) RA-IIF CNC twin pallet vertical machining center with YASNAC CNC control, 23.6" x 14.9" table, travels: X-23.62", Y-16.14", Z-18.5", speeds to 8,000 rpm, 550 lbs. max table capacity, (30) ATC, BT40 taper, shuttle table, chip conveyor s/n 980112901

HAVE A LEAD ON A NEW DEAL?
CORPORATE ASSETS INC.
PAYS GREAT FINDER'S FEES!
CONTACT US AT 416.962.9600

FOR MORE DETAILED LISTINGS AND PHOTOS. www.corpassets.com

LARGE CAPACITY CNC HORIZONTAL & VERTICAL MACHINING CENTERS



MITSUBISHI MC-500P CNC vertical machining center



MATSUURA RA-4F CNC vertical machining center



MATSUURA RA-2F CNC vertical machining center



LEADWELL MCV-OP CNC vertical machining center



TOSHIBA SHIBAURA JRV 450N CNC vertical machining center



VICTOR TNS-3H CNC turning center

VICTOR CNC TURNING CENTER

VICTOR TNS-3H CNC turning center with FANUC 10T CNC control, 22" swing, 9.85" max turning dia, 19.7" max turning length, speeds to 2500 RPM, 10 station turret, coolant, chip conveyor s/n FA-1153

CNC VERTICAL MACHINING CENTERS

LEADWELL MCV-OP CNC vertical machining center with FANUC-OM CNC control, 25.62" x 13.87" table, travels: X-19.68", Y-13.77", Z-15.75", speeds to 6,000 rpm, (16) ATC, BT40 taper, chip conveyor s/n L29302017

TOSHIBA/SHBAURA (1998) JRV 450 CNC vertical machining center with TOSNUC T-888 CNC control, 35.46" X 17.73" table, travels: X-23.64", Y-16.15", Z-18.12", 24.03" max. dist. pallet to spindle, speeds to 6000 RPM, CAT 40 taper, 20 ATC, coolant, s/n 909714

TOSHIBA/SHBAURA (1997) JRV 450N CNC vertical machining center with TOSNUC T-888 CNC control, travels: X-28.34", Y-17.7", Z-18.5", 49" x 17.75" table, speeds to 6,000 rpm, 1,100 lbs. max table capacity, (20) ATC, 40 taper, s/n 909722

MITSUBISHI MC-500P CNC vertical machining center with MITSUBISHI CNC control, travels: X-19.69", Y-15.75", Z-15.75", 25.5" x 15" table, speeds to 6,000 rpm, (18) ATC, 40 taper, s/n C31035204

MATSUURA (1996) RA-4F CNC vertical machining center with MATSUURA i 80 CNC control, (2) 39.5" X 19.3" pallets, automatic pallet changer, travels: X-40.18", Y-20", Z-20", 28" max. dist. pallet to spindle, speeds to 8000 RPM, BT 40 taper, (30) ATC, coolant, chip conveyor s/n 950511643

MATSUURA (1997) RA-2F CNC vertical machining center with MATSUURA i 80 CNC control, (2) 23.6" X 14.9" pallets, automatic pallet changer, travels: X-23.62", Y-16.14", Z-18.5", 24.4" max. dist. pallet to spindle, speeds to 8000 RPM, BT 40 taper, 30 ATC, coolant, chip conveyor s/n 960812210

CONTACT 416.962.9600 TO CONSIGN EQUIPMENT AT AN UPCOMING AUCTION

LARGE CAPACITY CNC TWIN PALLET VERTICAL MACHINING CENTERS



(2) 17.71" X 39.37" PALLETS
FAMUP MCP100-50 CNC twin pallet vertical machining center



FANUC 18i-MB CONTROL
FAMUP MCP100E CNC twin pallet vertical machining center



2 AVAILABLE
FAMUP MCP100E CNC twin pallet vertical machining center



(2) 22" X 33.8" PALLETS
DAEWOO DVC-500 CNC vertical machining center



HURCO BMC 40M CNC vertical machining center

CNC VERTICAL MACHINING CENTERS

FAMUP (2006) MCP100-50 CNC twin pallet vertical machining center with FANUC 18i-MB CNC control, (2) 39.37" x 17.71" pallets, travels: X-43.31", Y-19.69", Z-25.2", speeds to 10,000 rpm, 1323 max table capacity, (30) ATC, 40 taper, chip conveyor s/n M-100A64.06

FAMUP (2005) MCP100-50 CNC twin pallet vertical machining center with FANUC 18i-MB CNC control, (2) 39.37" x 17.71" pallets, travels: X-43.31", Y-19.69", Z-25.2", speeds to 10,000 rpm, 1323 max table capacity, (30) ATC, 40 taper, chip conveyor s/n M-100A65.05

FAMUP (2000) MCP100E CNC twin pallet vertical machining center with FANUC 18i-MB CNC control, (2) 39.37" x 17.71" pallets, travels: X-43.31", Y-19.69", Z-25.2", speeds to 10,000 rpm, 1323 lbs. max pallet capacity, (30) ATC, 40 taper, chip conveyor s/n 10063000

FAMUP (2000) MCP100E CNC twin pallet vertical machining center with FANUC 18i-MB CNC control, (2) 39.37" x 17.71" pallets, travels: X-43.31", Y-19.69", Z-25.2", speeds to 10,000 rpm, 1323 lbs. max pallet capacity, (30) ATC, 40 taper, chip conveyor s/n 10062500

CNC VERTICAL MACHINING CENTERS

DAEWOO (2002) DVC-500 CNC vertical machining center with FANUC 18i-M CNC control, (2) 33.8" X 22" tables, table indexer, travels, X-29", Y-20.1", Z-22.4", 30.7" max dist spindle to table, speeds to 10000 RPM, CAT 40 taper, 30 ATC, coolant, chip conveyor s/nAV5C0361

HURCO BMC 40M CNC vertical machining center with HURCO ULTIMAX 3 CNC control, 51.7" X 27.6" table, travels: X-40", Y-30", Z-22", 23.8" max. dist. pallet to spindle, speeds to 4000 RPM, CAT 40 taper, 30 ATC, coolant, s/n ZLL-9002065D

**ALL LARGE CAPACITY
MACHINING CENTERS
WERE VERY
WELL MAINTAINED**

TO SCHEDULE AN AUCTION CONTACT 416.962.9600

2007



(5) DEBURRING/POLISHING ADJUSTABLE HEADS

ACME (5) head, 66" rotary indexing automatic finishing cell



NATCO CARLTON G425 multi spindle drill

PANELVIEW PLC

2007



ACME (5) head, 66" rotary indexing automatic finishing cell



48" CAPACITY

WEST MICHIGAN SPLINE 48 rack roller

ACME FINISHING CELL

ACME (2007) (5) head, 66" rotary indexing automatic finishing cell with ALLEN BRADLEY PANELVIEW 1400E touch screen PLC control consisting of 66", 7 station rotary indexing table, (2) 2 HP vertical finishing heads, (3) 3 HP horizontal finishing heads, 142" X 192" X 104" enclosure, dust collector, program production rate 1,000,000 to 4,000,000 parts per year s/n 27706R

RACK ROLLER

WEST MICHIGAN SPLINE 48 rack roller with ALLEN BRADLEY PANRLVIEW 550 PLC control, 48" max rack length, 3" max OD, 8" max borack box depth, 9" max opening s/n 2-545

MULTI SPINDLE DRILL

NATCO CARLTON G425 multi spindle drill with 4 station rotary table, coolant, s/n 309

THINKING OF HAVING AN AUCTION?

CONTACT CORPORATE ASSETS INC. TO SCHEDULE YOUR SALE OR TO SELL YOUR SURPLUS EQUIPMENT. ALL ENQUIRIES ARE HELD IN STRICT CONFIDENCE.

(416) 962-9600

HUGE QUANTITY OF AUTOMOTIVE RELATED MANUFACTURING EQUIPMENT



100 TON

MINSTER S1-100-24-30 mechanical straight side press



DAKE 27-56S hydraulic thermal platen press



36" STROKE

TWIN SPINDLE

APEX vertical broach with chip conveyor



75" STROKE

WEATHERLEY OIL GEAR XL75A horizontal broach



84" CENTERS

COLONIAL RG-84 broach sharpener



COLONIAL RD642C1 6 ton vertical broach



COLONIAL vertical broach



Partial view of broaches



Partial view of broaches

PRESSES

MINSTER S1-100-24-30 mechanical straight side press with 100 ton capacity, 37 SPM, 8" stroke, 6" adjustment, 22" shut height, air clutch, 12" x 12" windows s/n 20748

DAKE 27-56S hydraulic thermal platen press with 24" x 39"W platen, (11) 19" x 19" thermal platens, (2) BARBER-COLMAN CIMAC2 displays s/n na

BROACH DEPARTMENT

COLONIAL RD642C1 6 ton vertical broach with 42" stroke s/n J5113709

WEATHERLEY OIL GEAR XL75A 25 ton horizontal broach with 75" stroke s/n 1822

APEX 15 ton dual head vertical broach w/ 36" stroke, chip conveyor s/n MD-3744

COLONIAL VBS-6-24 6 ton vertical broach with 24" stroke s/n M9139

COLONIAL vertical broach s/n na

COLONIAL RG-84 broach sharpener with 84" between centers s/n 68E7-1998

Large quantity of broaches available

3 WAYS TO BID!

1. ATTEND! 2. BID ONLINE! 3. BID BY PROXY!

ONLINE WEBCAST BIDDING

powered by



Register early for this and other online webcast auctions!

VERY LARGE MACHINING & TURNING DEPARTMENT



45" X 228" CAPACITY

SOFIA C13/MB gap bed engine lathe



90" CENTERS

HEIMAN C11MT gap bed engine lathe



28"/38" X 120" CAPACITY

TOS SN 71C gap bed engine lathe



BLANCHARD 18 rotary surface grinder



CINICINNATI 350-20 centerless grinder



WEBSTER & BENNETT 48 DH vertical boring mill

LATHES

SOFIA C13/MB gap bed engine lathe with 33" swing over bed, 45" swing in gap, 19" between centers, 4 1/8" spindle bore, speeds to 1000 RPM, threading, tool post mounted sub arc welding system consisting of: s/n 75079 5000

TOS SN 71C gap bed engine lathe with 28"/38" swing, 120" between centers, 2.8" spindle bore, speeds to 1000 RPM, threading coolant DRO s/n 077130970192

HEIMAN (1991) C11MT gap bed engine lathe with 20" (28" gap) swing, x 90" between centers, 2.5" spindle bore, 2,400 rpm, 3 jaw chuck s/n 12233

GRINDERS

CINICINNATI 350-20 centerless grinder with 20" wheel face, 6" max. work dia., wheel dresser, coolant w/ swarf removal, thru feed work rest s/n 35030005V-0020

BLANCHARD 18 rotary surface grinder with 30" magnetic table, 36" swing, 17" segmented wheel, coolant s/n 6647

FREEMPORT SGS-618B surface grinder with 6"x18" mag. Chuck s/n 8502B045

VERTICAL BORING MILL

WEBSTER & BENNETT 48 DH vertical boring mill with 48" table, 52" swing, 38" under the rail, speeds to 100 RPM s/n n/a

FACTORY SUPPORT EQUIPMENT

(2) **DARBERT** 3hp vertical mills with 9"x50" table, power feed, 60-4,200 rpm, DRO s/n 94515, 4166

FIRST LC-1.5VS vertical mill with 9" x 42" table, 2hp, power draw bar, DRO s/n 91126556

NATCO G4B multi spindle drilling & tapping machine s/n S4266

NATCO E4B multi spindle drilling & tapping machine with (24) spindles 2" uppers s/n E4B-137

PROXY BIDDING

If you are unable to attend this auction, we would be pleased to act as your proxy. Please contact our office at (416) 962-9600 or visit our website for a proxy bid form, terms and additional information.

www.corpassets.com



FREEMPORT surface grinder



FIRST vertical mill



DARBERT vertical mill

CONTACT 416.962.9600 TO CONSIGN EQUIPMENT AT AN UPCOMING AUCTION

LARGE ASSORTMENT OF PRECISION INSPECTION EQUIPMENT & TOOLING

PH10M PROBE



2005



MITUTOYO CRYSTA-APEX C54 CMM

MITUTOYO BHN-710 CMM

MITUTOYO PH-3500 optical comparator



MICRO-POISE 3687 stiff pivot balancer with MP9400 computer



PARLEC P1500A-0356 tool pre-setter



LUMONICS XYMARK laser marking systems



ANDERSON water treatment system



Partial view of inspection equipment available

CMM'S

MITUTOYO (2005) CRYSTA-APEX C54 CMM with 28" x 46" x 6" granite table, 21" between columns, RENISHAW PH10M probe, cpu, s/n 0263509

MITUTOYO BHN-710 CMM with 70"x40"x9" granite table, 37" between columns, RENISHAW PH9A probe s/n 513406

FACTORY SUPPORT EQUIPMENT

MICRO-POISE 3687 stiff pivot balancer with MP9400 computer s/n 4879

PARLEC P1500A-0356 tool pre-setter s/n P445307-0208

(2) LUMONICS XYMARK laser marking systems s/n 10340, 10275

(2) LUMONICS XYMARK laser gas extractors s/n 304, 249

ANDERSON water treatment system s/n 06T178

MITUTOYO PH-3500 optical comparator with 15" screen, MICROPAP 2 DRO s/n 400157

AUCTION CONDUCTED BY CORPORATE ASSETS INC.

TO SCHEDULE AN AUCTION CONTACT 416.962.9600

LATE MODEL ROLLING STOCK & MATERIAL HANDLING EQUIPMENT



TCM FG25N-1 3700 lbs. LPG forklift



View of CLARK and YALE lift trucks



YALE 5700 lbs LPG forklift



2005 GMC C6500 box truck (20,000 KMS only) & 2003 FORD E-250 van



2004 GMC SIERRA 1500 SLE pickup truck

LARGE QUANTITY OF FINISHED INVENTORY, WORK IN PROCESS AND RAW MATERIAL CONSISTING OF ALUMINUM AND STEEL FORGED PARTS MANUFACTURED FOR THE AUTOMOTIVE INDUSTRY TO INCLUDE TURBINE HUBS, SPIDERS, INNER RACE PARTS, FLANGES, ADAPTERS, REACTORS AND MORE! (PRODUCT LINES MAY BE OFFERED FOR SALE.)



This brochure is only a partial listing. PLEASE VISIT OUR WEBSITE

HUGE ASSORTMENT OF FACTORY SUPPORT EQUIPMENT AVAILABLE




2000
MOTOMAN robotic welding cell



DAKE hydraulic shop press



KRW WILSON DC2-SA 100 ton 2 post hydraulic press



26" X 18"
WHEELABRATOR shot blast



1997
ARTOS CS-26 single conductor, round cable wire cutting and stripping machine



1995
HYD-MECH H-12 horizontal band saw



CREATIVE MACHINE custom drilling machine



1999
RUSH 132C drill grinder



SULLIVAN PALETEK 15D rotary air compressor

FACTORY SUPPORT EQUIPMENT

RUSH (1999) 132C drill grinder with 1.25" dia. cap, 14" max drill length s/n 2377

DAKE hydraulic shop press

CREATIVE MACHINE custom drilling machine s/n 1803

ARTOS (1997) CS-26 single conductor, round cable wire cutting and stripping machine with feeder s/n 51691-001

HYD-MECH (1995) H-12 horizontal band saw with PLC-100 programmable control, 12" cutting capacity, automatic shuttle infeed, bundle cutting, coolant s/n A1095424H

WHEELABRATOR & SHOTBLAST

WHEELABRATOR shot blast with 26" x 18.75" opening with dust collect s/n na

EMPIRE EF-2448 shot blast cabinets with 24" x 48" opening s/n C-13857

ROBOTIC WELDING CELL

MOTOMAN (2000) robotic welding cell consisting of: MOTOMAN SV3X 6 axis welding robot with YASNAC control, MOTOMAN MRP positioner, safety enclosure, light curtains s/n RY8246-0073-3-M

MAJOR 2 PLANT SALE — MULTI-MILLION DOLLAR EVENT!



COMAIRCO LS12 rotary screw air compressor



COMAIRCO SC250, refrigerated air dryer



ACE MAR 55 air dryer

MISCELLANEOUS

- K&K** 275 horizontal band saw s/n 9272
- WILLIAMS & WILSON** gear head drill with 1518 rpm, s/n na
- (5) custom hydraulic bushing press with pneumatic cylinders
- WELLS** 1270 horizontal band saw s/n 2083
- HALTON** HM52072 rotary pallet wrapper with 52" rotary table s/n 82-1014
- LS POWERBLOC** D465 C frame hydraulic press s/n D4617392
- BAXTER** 250 roll in band saw s/n 2724
- MILLERMATIC** 200 mig welder s/n JH307610
- UPRIGHT** UL-33 manlift with 32ft max height, 300 lbs. max. load, s/n 9654
- EDLUND** 2F-12 pedestal drill s/n 67375
- KR WILSON** DC2-SA 100 ton 2 post hydraulic press s/n 10621-002
- (2) **CLECO** SBA-18-AH power screwdrivers
- ALSO:** Lrg qty. of finished inventory, work in process and raw material consisting of aluminum & steel forged parts manufactured for the automotive industry, dumping hoppers, 40 & 50 taper tooling, lockers, **LISTA** cabinets, stackable bins, office furniture, computers and much more!



Partial view of cylinder presses available



View of scrubbers and man lift



NEWAGE hardness tester

AUCTION DETAILS

INSPECTION

Tuesday, December 4, 2012 from 9:00 A.M. to 5:00 P.M. and morning of auction to start of auction.

REMOVAL

Small items: Thursday, December 6, 2012 by 5:00 P.M.
Remaining items: Friday, January 11, 2013 by 5:00 P.M.

DIRECTIONS

Visit our website at www.corpassets.com, click on Upcoming Auctions: **PRECISION-TECH LIMITED** button, click on Map tab and get directions by accessing the pop up address info box.

ACCOMMODATIONS & CAR RENTALS

Please visit our website for details at www.corpassets.com

PAYMENT

Please visit our website for details at www.corpassets.com
A Buyer's Premium will apply at this sale.

We Accept



Please visit our website as specific terms and conditions may apply.

TERMS

Corporate Assets Inc. assumes no liability for errors or omissions in this brochure. Corporate Assets Inc. expressly reserves the right to determine the manner of conducting the auction as it may deem appropriate. All subject to prior sale.



Partial view of stackable bins




Partial view of stackable bins



Partial view of tooling available



Partial view of tooling available



Partial view of tombstones available



Partial view of tooling available

AIR COMPRESSORS & DRYERS

SULLIVAN PALETEK 15D rotary air compressor with 15 HP motor s/n W061074

COMAIRCO 16-100AO, 100 hp rotary screw air compressor s/n B-2679

ACE MAR 55 air dryer s/n 11-04-MA0491

COMAIRCO SC250, refrigerated air dryer s/n 60309

ATLAS COPCO FD611 refrigerated air dryer s/n na



Partial view of tooling available

All auctions are

ONSITE

&

BID, BUY & GO!™ LIVE WEBCAST

UPCOMING AUCTIONS

New auctions added to our website regularly!

LIVE WEBCAST powered by

BID, BUY & GO!™ LIVE WEBCAST

ALLTYPE FABRICATORS LIMITED

Late Model CNC Plasma & Plate Fabricating Facility
Georgetown, Ontario L7G 1J3
Tuesday, November 27, 2012
10:30 A.M. EST

Surplus to the Continuing Operations of PATTERSON INDUSTRIES

Large Capacity & Very Heavy Duty Fabricating Facility
Scarborough, Ontario M1L 3X4
Late January, 2013
10:30 A.M. EST

DOUBLE K CONSULTING INC.

Late Model Multi-Axis CNC Machining Facility
Aurora, Ontario L0H 1G0
Late February, 2013
10:30 A.M. EST

MEMBER IN GOOD STANDING

